

Wearable ECG
Monitoring Solution

www.atsens.com



AT-Patch

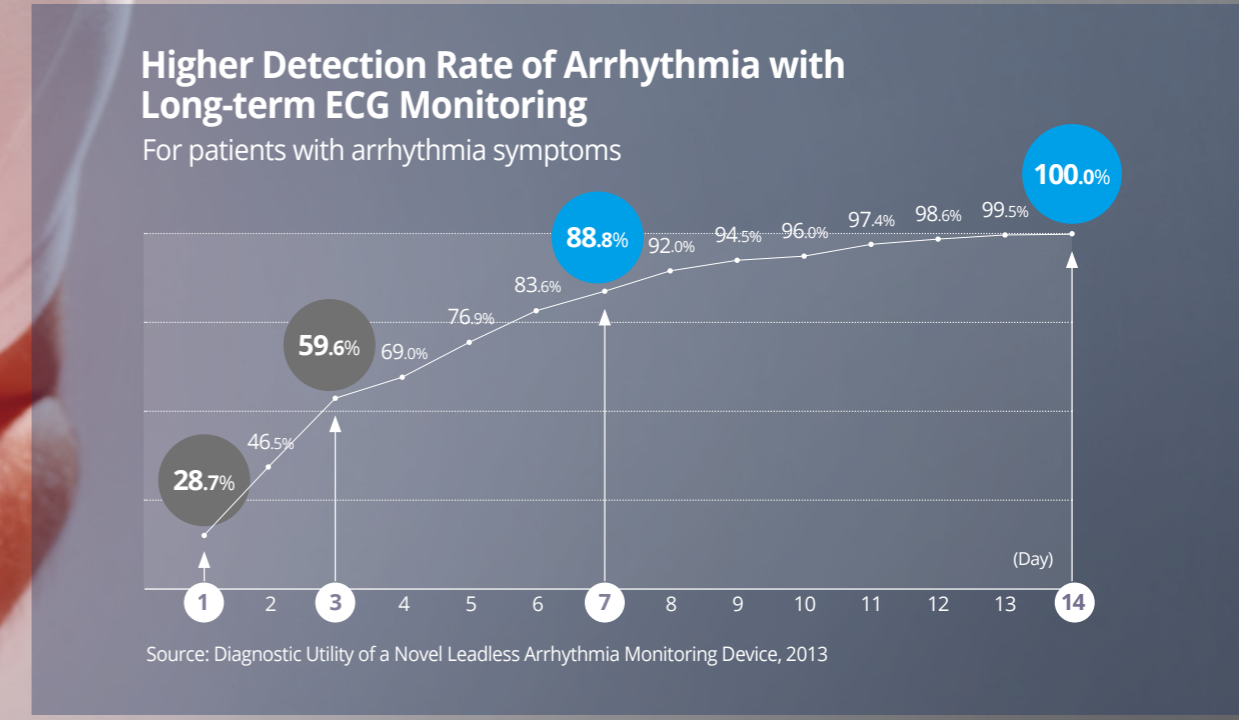
FDA Clearance
Japan PMDA Approval





A New Solution to increase arrhythmia detection rate

Long-term Continuous ECG Monitoring



Cardiac events

occur
intermittently.

Short-term ECG tests are limited in detecting significant symptomatic events.

A New Paradigm of Long-term, Continuous ECG Monitoring is needed to detect arrhythmia signals that might be missed.

AT-Patch optimized for Long-term Continuous Cardiac Monitoring

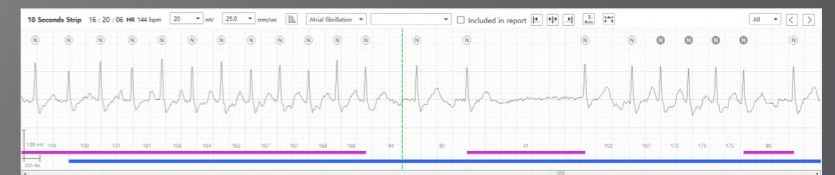
Experience a cutting-edge ECG Monitoring Solution

The Long-term Continuous ECG Monitoring Results from Users Wearing AT-Patch

Case 1
Paroxysmal supraventricular tachycardia (PSVT)
detected on Day 7



Case 2
Atrial fibrillation
detected on Day 11



The data above are results from the ECG analysis software and not clinical results.



New paradigm for finding heart problems

TOTAL ECG Monitoring Solution AT-Heart

AT-Heart solution allows easy and simple ECG monitoring anytime, anywhere and assists medical professionals in making more accurate diagnosis.

Reliable ECG monitoring medical device

FDA Clearance
Japan PMDA
UK MHRA

CE MDD
Korea MFDS
UK NHS Supply Chain

Advanced technology with multiple ECG-related patents filed

As of July 2023



17
Signal sensing technology · Device design



7
SW algorithm for ECG analysis



14
ECG signal processing algorithm

AT-Patch

Long-term Continuous ECG Monitor for detecting arrhythmia

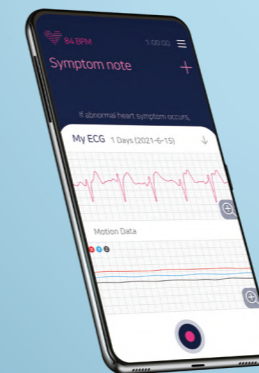


ATP-C70
7-day



ATP-C130
14-day

- Real-time ECG Monitoring
- Record symptoms



AT-Note
Smartphone App for Live ECG Viewer

- Proprietary Algorithms
- ECG Analysis Report



AT-Report
ECG Analysis Software by ATsens' proprietary Algorithms



Your very own ECG partner AT-Patch

ECG monitoring that can be worn while showering and does not require charging or electrode replacement



Shower proof (IP44/IP57)

No recharge, No replace electrodes

Allows for light exercise (e.g., walking, jogging)

Single-use medical device (Class II) · Single lead

Ultra-small · Ultra-light ECG patch

ECG monitoring duration selectable (7 or 14 days)

High performance that allows clear and accurate recording of arrhythmia signals that might be missed

Clear ECG signals

Less noises

Excellent P-wave detection

Increase chances of detecting arrhythmia

Helps in early detection and prevention of heart diseases and related conditions

Various ECG monitoring durations offered

Model	ATP-C70	ATP-C130
Monitoring Duration	Up to 7 days	Up to 14 days
Type	Disposable, Single lead (Lead II)	
Medical device Classification	Class II	
Size	Body 32.6 x 39.6 x 7.7 mm Patch 74 x 47.1 x 8.4 mm	Body 31 x 39 x 7.8 mm Patch 84 x 48.8 x 8.5 mm
Weight	13g	13g
Ingress Protection	IP44	IP57
Certificate	PMDA, MFDS	FDA, CE, PMDA, MFDS
Memory	Internal memory	
Supported OS	Android, iOS	
Power/Voltage	Internal power supply, DC 3V (Li/MnO2, Type CR2032)	

Wearable ECG monitor for various digital health applications



How AT-Patch works



Step 1

Wear AT-Patch

Properly attach AT-Patch at the clinic or the hospital, and start recording ECG signals by connecting the device to AT-Note via Bluetooth.

Step 2

Enjoy your normal daily activities

Enjoy your normal daily activities while wearing AT-Patch. When you feel any unusual symptoms, press the Power button on AT-Patch or record the symptoms in AT-Note. Avoid heavy activities or exercises that may cause excessive sweating.

Step 3

Return AT-Patch

Once the monitoring duration has elapsed, return AT-Patch along with symptom note recorded in AT-Note to the clinic, the hospital, or the affiliated analysis institute.

Step 4

Analyze ECG Data

The clinic, the hospital, or the affiliated analysis institute transfers the ECG data to PC, and then uses the AT-Report software to provide rapid and elaborate analysis of the ECG data. The software allows improved work efficiency for medical professionals.

Step 5

Review the Analysis Report

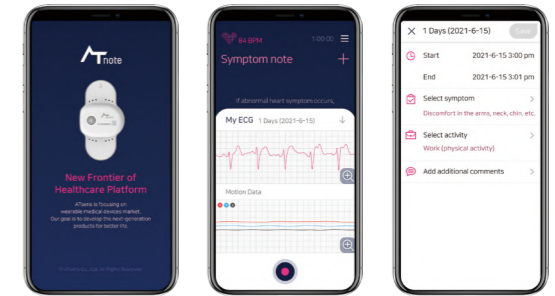
Medical professional reviews the ECG monitoring results through the detailed analysis report obtained from AT-Report, and provides more accurate diagnosis and prescription.



Smartphone App for Live ECG Viewer AT-Note

Real-time ECG viewer connected via Bluetooth

With AT-Note, the ECG data being measured through AT-Patch can be viewed in real time on smart devices.

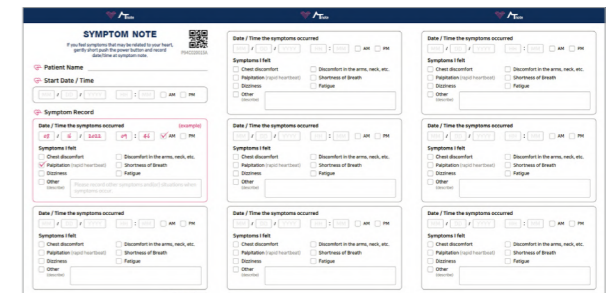


Symptom Note for easy recording of the ECG state

By pressing the Power button on AT-Patch when symptoms occur, the events can be easily documented in the AT-Note app installed on the connected smart device, and ECG signals can be recorded if necessary. The Symptom Note recorded by the patient is valuable data for medical professionals when making diagnosis.

Symptom Note that can be filled out by hand writing

In case there are no smart devices available, record any symptoms in the Symptom Note sheet included in the AT-Patch product package. Please enclose the filled-out sheet when returning the patch so that it can be submitted to the hospital or the affiliated analysis institute.





ECG Analysis Software by Proprietary Algorithms AT-Report

ATsens is branching out into the world with its state-of-the-art medical technology

Sophisticated and Accurate ECG Analysis program

AT-Report elaborately classifies ECG patterns, providing quick and simple data analysis for 17 types of arrhythmia, helping medical professionals make accurate diagnosis.



Full Disclosure

- The entire ECG strip can be viewed at a glance.
- The general rhythm can be recognized by medical professionals, allowing them to efficiently design the overall direction of the long-term monitoring data analysis.



Classes

- Events are classified into 4 groups, Normal/Supraventricular/Ventricular/Artifact, based on similar ECG patterns and intervals.
- The atrial and ventricular patterns can be reclassified according to pattern variation and viewed in detail.



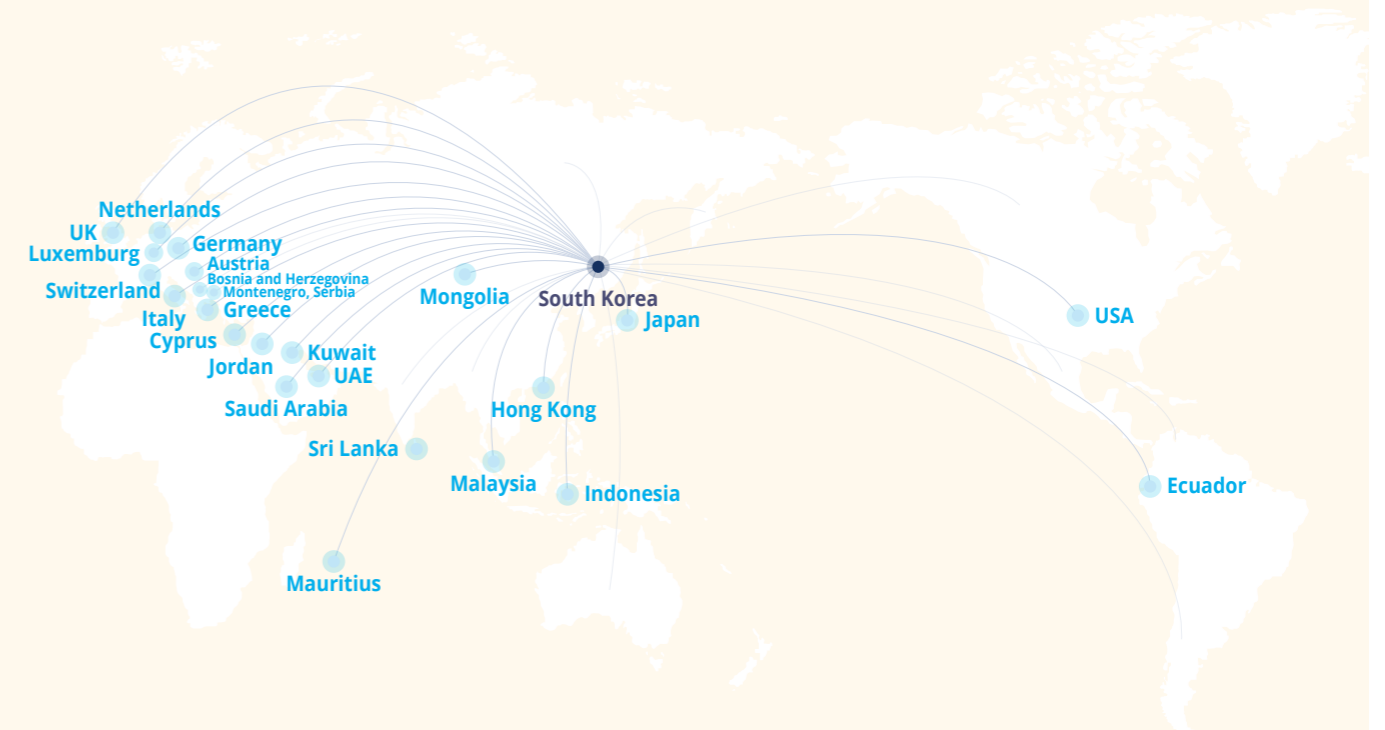
Events

- Events can be viewed or edited in chronological order or by duration.
- Edited events are classified into 17 types of arrhythmia, with the result reflected in the report.



Report

- Summary of ECG signals and statistical data for symptoms are shown, saved in electronic file format, then can be delivered or printed out.
- Important ECG strips can be added to the report and used as a diagnostic assistant for medical professionals.



New Frontier of Healthcare Platform

ATsens is growing into a global healthcare company, now exporting to many countries all over the world. We welcome opportunities to have valuable partnerships.

sales@atsens.com



Learn more about ATsens' advanced technology toward Human beings
www.atsens.com



Your very own ECG partner

AT-Patch



ATsens Co., Ltd. New Frontier of Healthcare Platform

Head Office +82-70-5220-0738 **Sales Team** +82-70-5220-0220 | sales@atsens.com

Head Office (13590) 6th Floor, 321, Hwangsaeul-ro, Bundang-gu, Seongnam-si, Gyeonggi-do, Republic of Korea

Factory (13637) Point Town 803, 11, Gumi-ro, Bundang-gu, Seongnam-si, Gyeonggi-do, Republic of Korea